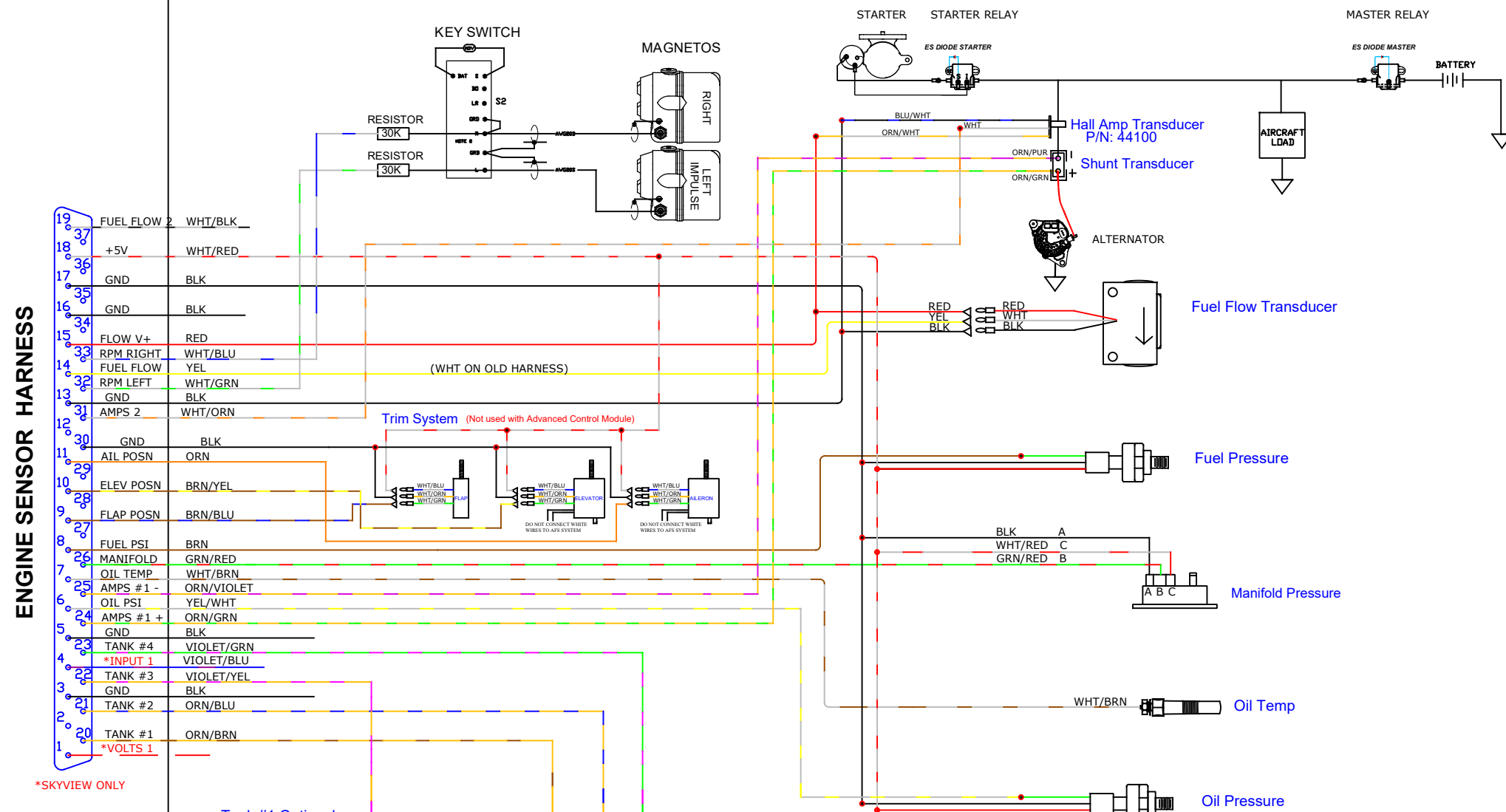
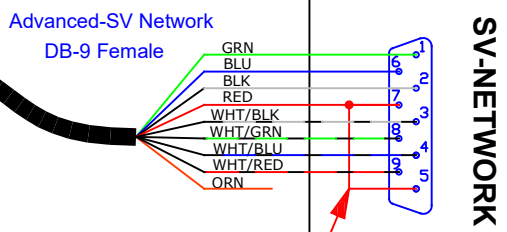
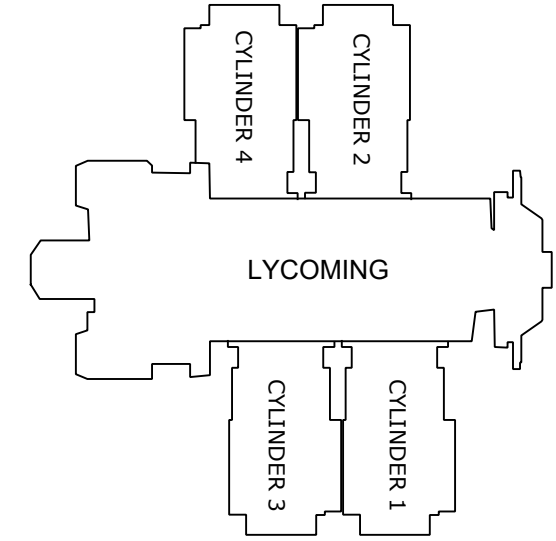
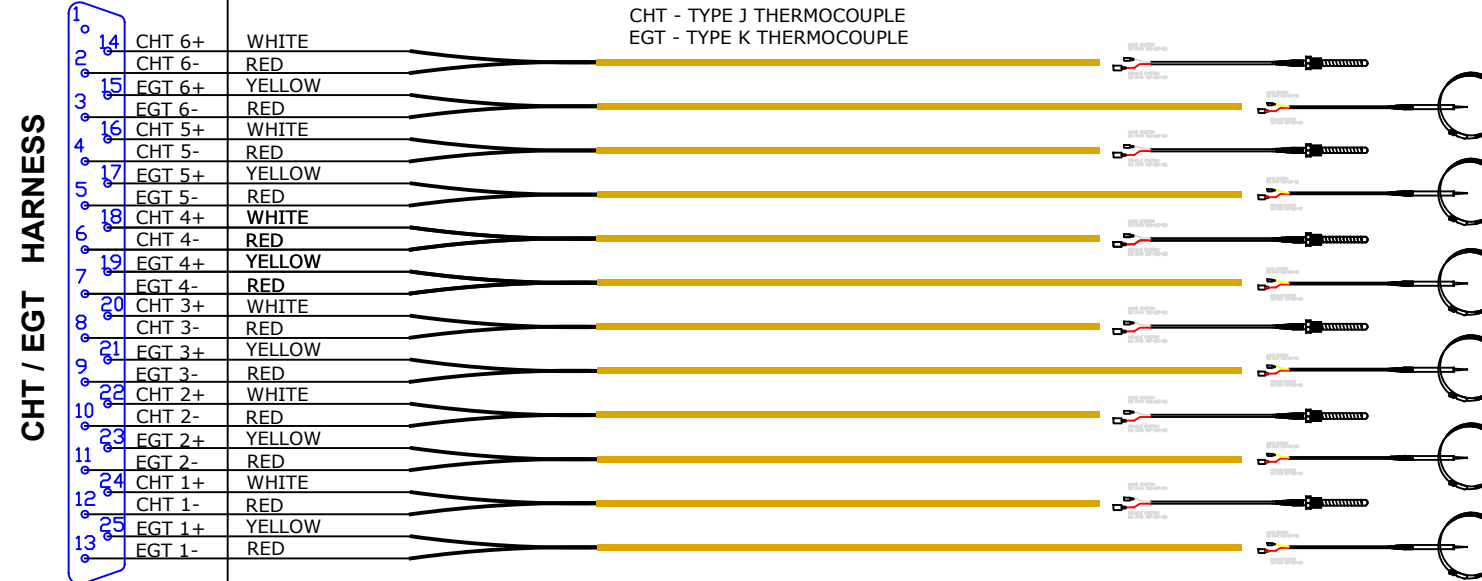
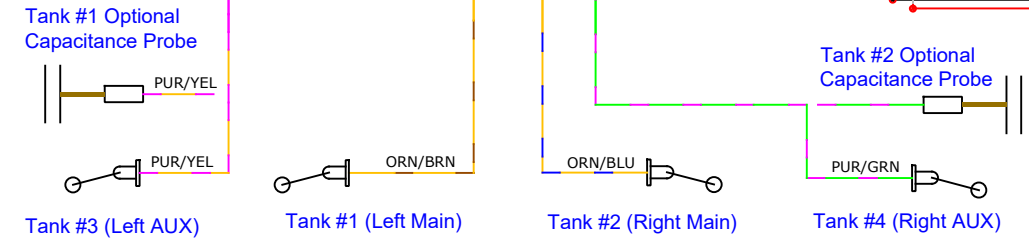


# SV-EMS-220



**\*NOTE AF-5000 EFIS ONLY  
PIN 5 MUST BE JUMPERED TO PIN 7 TO  
POWER THE FUEL FLOW TRANSDUCER**

\*SKYVIEW ONLY



| REV | DATE    | DESCRIPTION     | REV BY |
|-----|---------|-----------------|--------|
| 1   | 2/15/16 | Initial Drawing | RJH    |

| ITEM  | QTY            | PART # | DESCRIPTION |
|---|----------------|--------|-------------|
| NOTES:  |                |        |             |
| <p><b>ADVANCED FLIGHT SYSTEMS INC.</b></p> <p>PHONE: (503) 263-0037 FAX: (503) 263-1138<br/>                 14138 township Rd<br/>                 Canby, OR 97013</p>         |                |        |             |
| DATE  | 2/15/16        | SCALE  | NONE        |
| DRN   | RJH            | APPV   | RJH         |
| <p>This drawing is the property of Advanced Flight Systems Inc. and contains confidential information. It is not to be copied, reproduced or used without written approval.</p> |                |        |             |
| TITLE   | Wiring Diagram | P/N    | 71320       |
| SV-EMS  |                | B      | 3           |